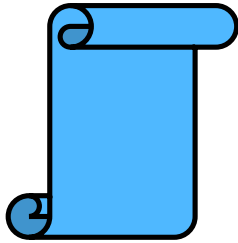





Steps to INVEST in a Campaign




1. Create an Account

- NAVIGATE to the Portal
- View the OFFERINGS (Investments)
- Create an ACCOUNT and VERIFY



2. Make a Pledge

- View the DETAILS of the selected Offering
- Click the button labeled INVEST NOW
- PLEDGE a dollar amount (state your intention)




3. Connect your Bank

- Enroll to use ACH TRANSFER (electronic checking)
- Click the button labeled "ADD BANK"
- RECEIVE two micro-deposits into your Bank Account
- Click the link "VERIFY" to enter the two numbers



4. Fund the Pledge

- Navigate to the "INVESTOR DASHBOARD"
- Select the pledge to fund, Click "FUNDING"
- Click the button labeled "FUND via ACH" and confirm
NOTE: pause here until the Campaign reaches min goal



5. Subscribe to Offering

- Click the link "SUBSCRIBE"
- Click link labeled "CLICK HERE TO REVIEW AGREEMENT"
- Type your name to electronically SIGN